

FE2owlet-ECblue

for three phase alternating current, 380-480 V

FN080



Description

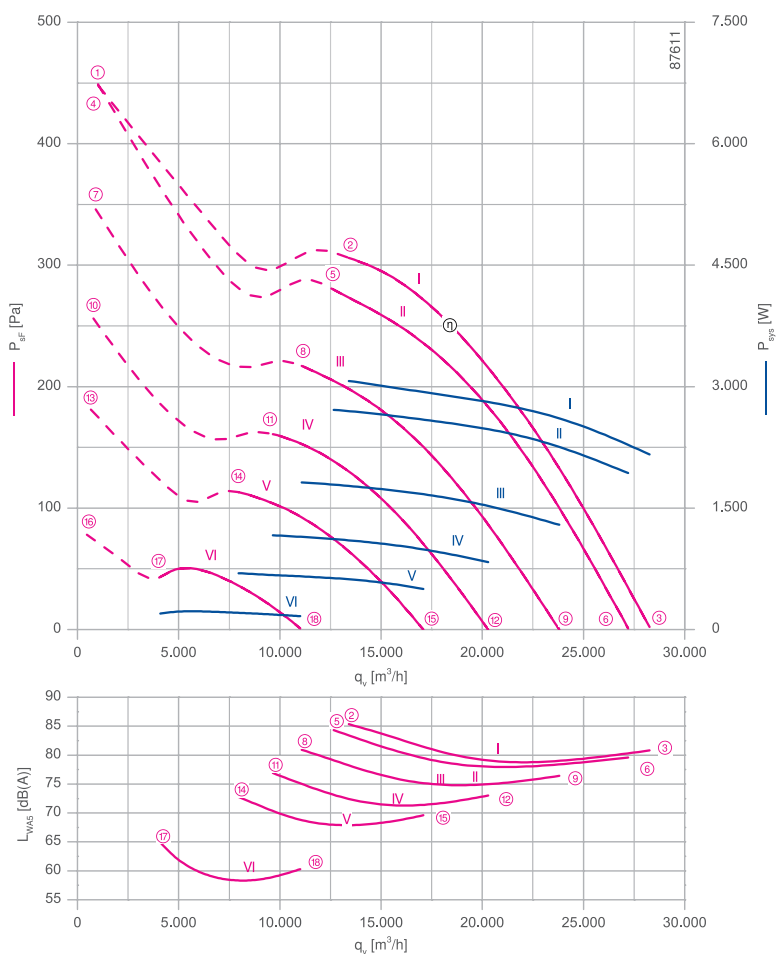
Motor technology: EC
 Rated voltage U_N : 3- 380-480 V*
 Rated frequency f_N : 50/60 Hz*
 Input power P_{sys} : 3.10 kW*
 Rated current I_N : 4.80- 3.80 A*
 Rated speed n_N : 1100 min⁻¹*
 Thermal class: THCL155*
 Min. permitted ambient temperature $t_{R(min)}$: -35 °C
 Max. permitted ambient temperature $t_{R(max)}$: 55 °C
 Electrical connection: integrated Controller
 Number of blades: 7
 Protection class: IP54
 Motor protection: Integrated active temperature management
 Blades: Aluminium, uncoated
 Rotor: Steel, 2 coat paint, ultramarine blue
 Conformity: ErP 2015, CE, UL

ErP-data

Efficiency η_{statA} : 46.4 %
 Efficiency: $N_{actual} = 49.9 / N_{target} = 40^{**}$
 EC controller integrated

* Rated data
 **ErP 2015

Characteristic curve



Measured in full bell mouth without guard grille in installation type A according to ISO 5801

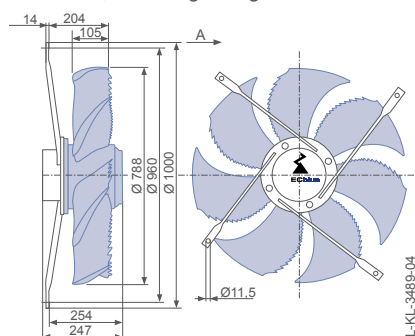
Connection diagram Page 530
1360-403

System components Page 430

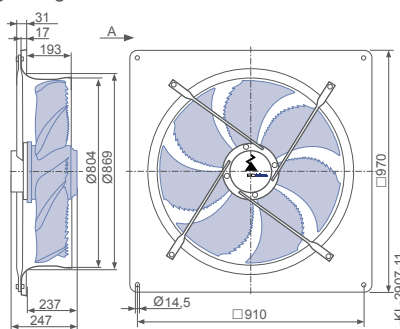
Dimensions mm

Airflow direction A

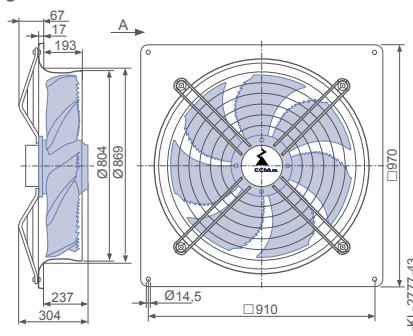
Design D - axial bolted, suspension for full bell mouth, without guard grille



Design Q - square full bell mouth, without guard grille



Design Q - square full bell mouth, guard grille suction side



Performance data

Type	Characteristic curve	Speed	Operating point	Current	Input power	Suction side sound power level	Maximum ambient temperature
		n min ⁻¹		I A	P _{sys} W	L _{WAS} dB(A)	
FN080-ZL_GL_7P3	I	1100	①	5.60	3700		55
			②	4.60	3100	86	
			③	3.30	2200	81	
	II	1060	④	5.60	3700		60
			⑤	4.20	2700	84	
			⑥	2.90	1950	80	
	III	930	⑦	3.80	2500		
			⑧	2.80	1800	81	
			⑨	2.00	1300	76	
	IV	800	⑩	2.40	1600		
			⑪	1.80	1150	77	
			⑫	1.35	840	73	
	V	670	⑬	1.50	940		
			⑭	1.15	680	73	
			⑮	0.90	500	70	
	VI	440	⑯	0.64	280		
			⑰	0.52	220	61	
			⑱	0.44	160	60	

Current values determined at 400V

Fan ordering information

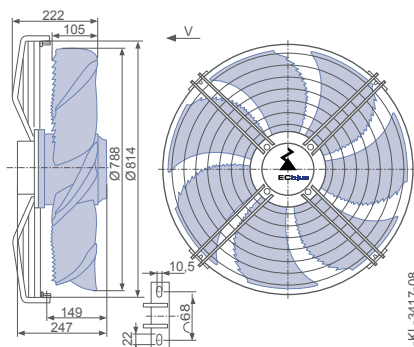
Design	Airflow direction A			Airflow direction V		
	D (without guard grille)	Q (without guard grille)	Q (guard grille suction side)	S (guard grille pressure side)	I (guard grille pressure side)	Q (guard grille pressure side)
Type	FN080-ZID.GL.A7P3	FN080-ZIQ.GL.A7P3	FN080-ZIQ.GL.A7P3	FN080-ZIS.GL.V7P3	FN080-ZII.GL.V7P3	FN080-ZIQ.GL.V7P3
Article no.	154807	154811	154815	154934	154942	154946
Weight kg	35.30	50.10	53.90	37.50	36.80	51.90

Control technology

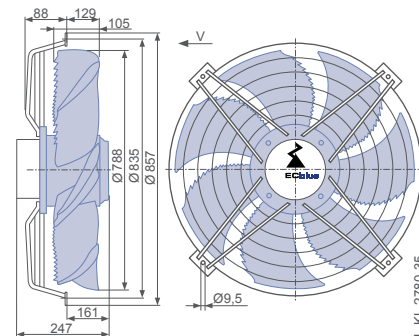
Control modules	Add-on modules	Operating terminal
Page 452	Page 463	Page 472

Airflow direction V

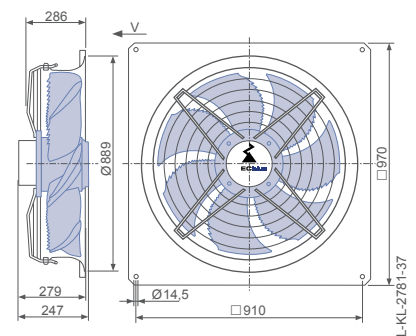
Design S - radially bolted, mounted for short bell mouth, guard grille pressure side



Design I - axial bolted, mounting for bell mouth flange, guard grille pressure side



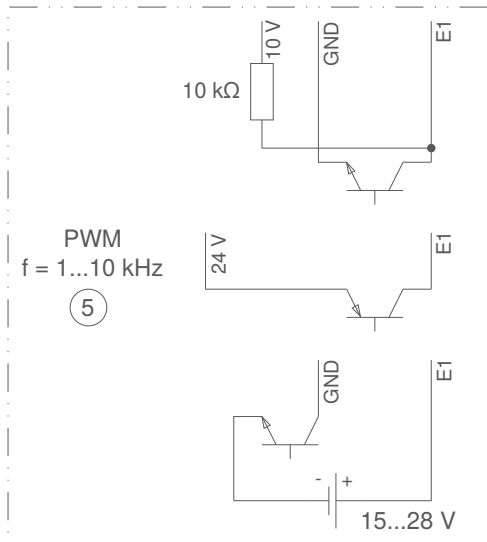
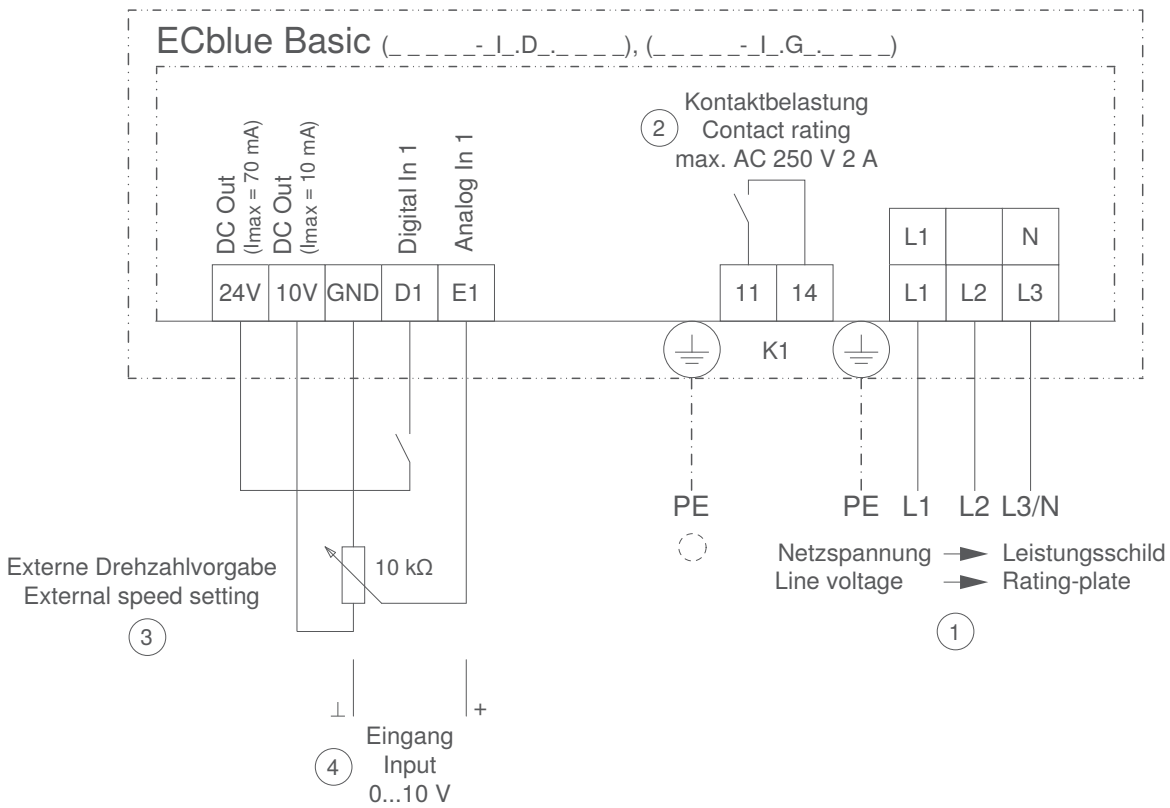
Design Q - square full bell mouth, guard grille pressure side



Connection diagrams

EC-Technology

1360-403 (EC116 / EC152)



MOEA03K1
 25.05.2012

- ① line voltage
- ② contact load
- ③ external speed setting
- ④ input
- ⑤ PWM