


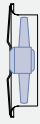




Performance data

Type	Characteristic curve	Speed	Operating point	Current	Input power	Suction side sound power level
		n min <sup>-1</sup>		I A	P <sub>sys</sub> W	L <sub>WA5</sub> dB(A)
FN063-ZI_DG_7P2	I	1050	①	4.20	940	
			②	3.70	860	77
			③	2.20	500	74
	II	840	④	2.40	540	
			⑤	2.00	440	72
			⑥	1.25	270	70
	III	630	⑦	1.10	240	
			⑧	0.90	200	66
			⑨	0.62	120	64
	IV	420	⑩	0.44	80	
			⑪	0.39	70	59
			⑫	0.42	48	58

Current values determined at 230V

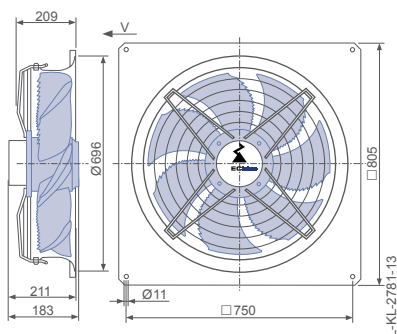
Fan ordering information

Design	W (guard grille suction side)	Q (guard grille suction side)	K (guard grille pressure side)	Q (guard grille pressure side)
				
<b>Type</b>	<b>FN063-ZIW.DG.A7P2</b>	<b>FN063-ZIQ.DG.A7P2</b>	<b>FN063-ZIK.DG.V7P2</b>	<b>FN063-ZIQ.DG.V7P2</b>
<b>Article no.</b>	<b>152776</b>	<b>152782</b>	<b>152800</b>	<b>152806</b>
<b>Weight kg</b>	15.40	25.60	17.30	25.20

Control technology

Control modules	Add-on modules	Operating terminal
 Page 452	 Page 463	 Page 472

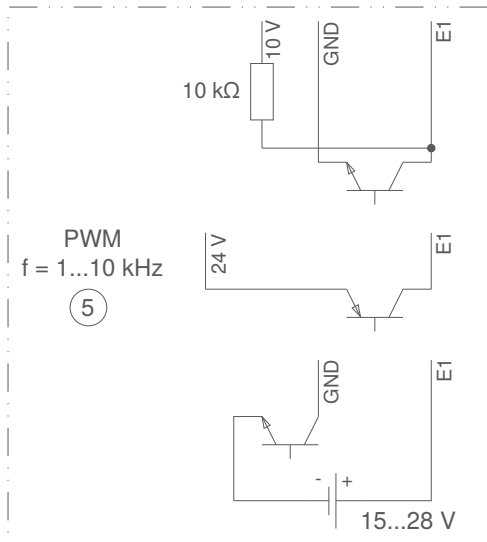
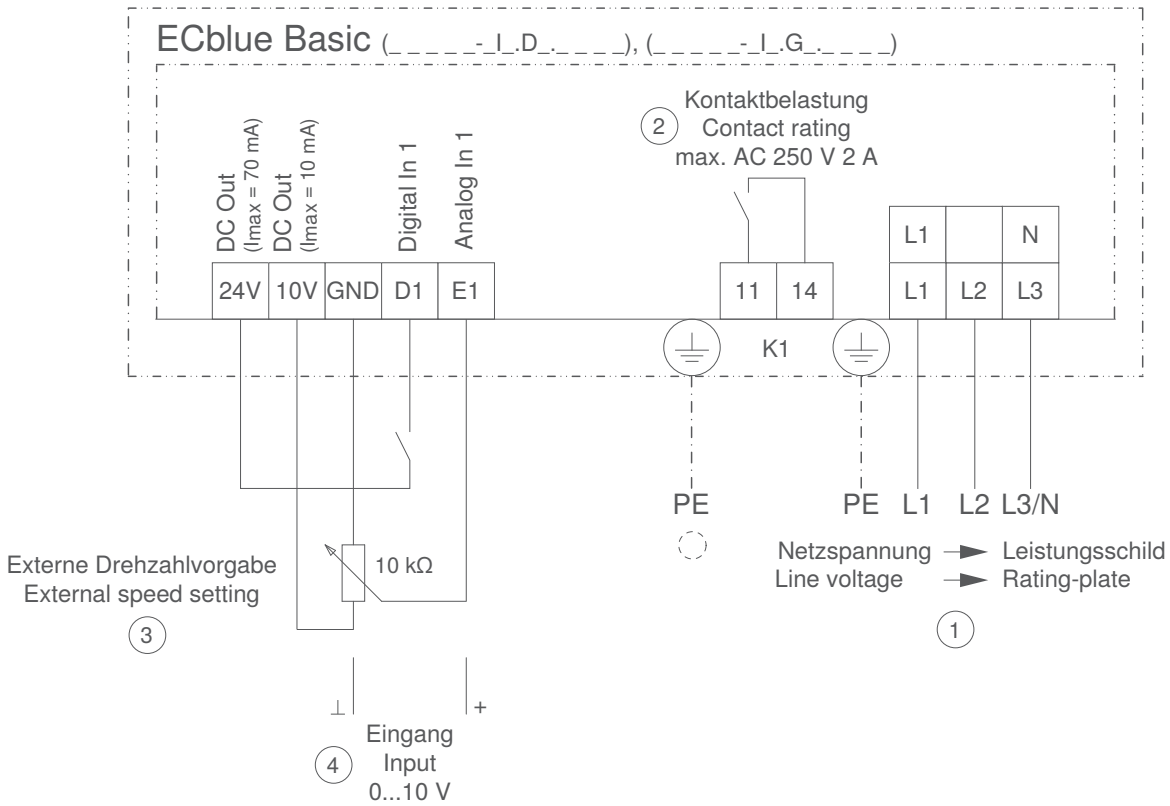
Design Q - square full bell mouth, guard grille pressure side



# Connection diagrams

## EC-Technology

### 1360-403 (EC116 / EC152)



MOEA03K1  
 25.05.2012

- ① line voltage
- ② contact load
- ③ external speed setting
- ④ input
- ⑤ PWM